



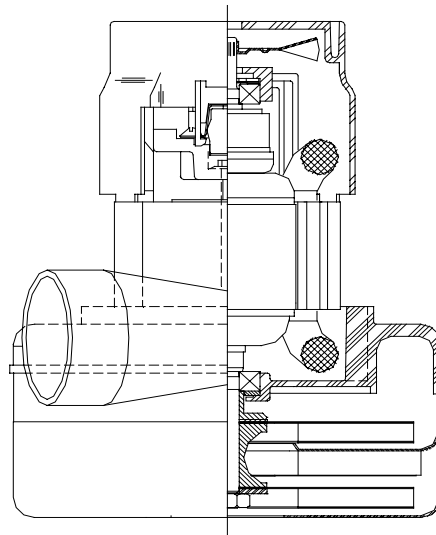
Model: 116474-00 - 7610073
116474-37*

DESCRIPTION

- Two stage
- 120 volts
- 5.7"/145 mm diameter
- Double ball bearings
- Single speed
- Tangential bypass discharge
- Thermoset fan end bracket
- Aluminum commutator bracket

DESIGN APPLICATION

- Equipment operating in environments requiring separation of working air from motor ventilating air
- Designed to handle clean, dry, filtered air only



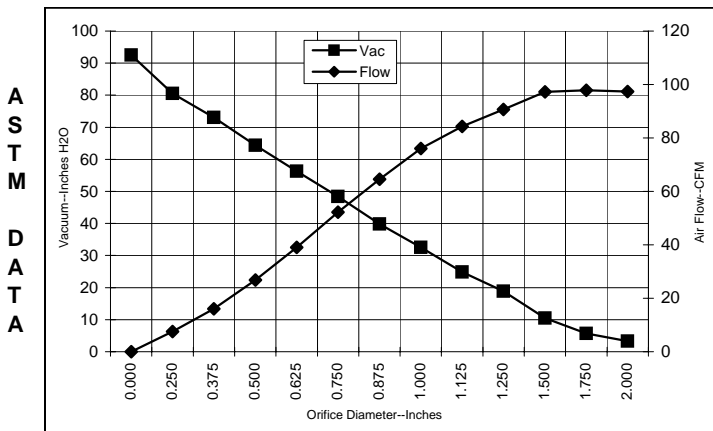
SPECIAL FEATURES

- Suitable for 120 volt AC operation, 50/60 Hz
- UL recognized, category PRGY2 (E41785)
- CSA certified, class 1611 01 (LR31393)
- Provision for grounding
- Skeleton-frame design
- The Lamb Electric vacuum motor line offers a wide range of performance levels to meet design needs

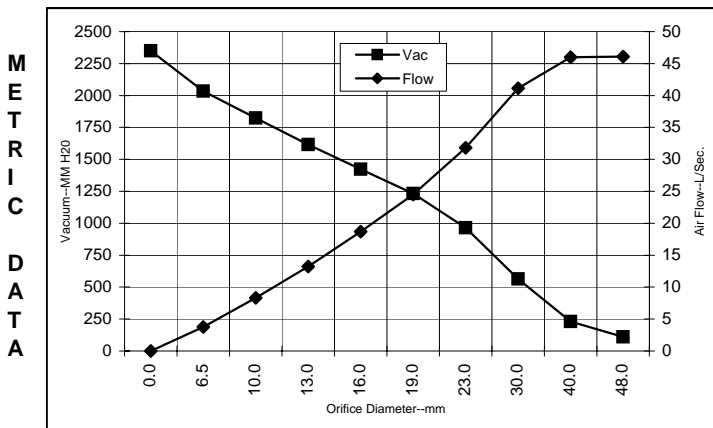
* Model 116474-37 has anodized fans, epoxy painted fan case, and patented Air Seal Bearing Protection. U.S. Patent #4,088,424.

TYPICAL MOTOR PERFORMANCE.*

(At 120 volts, 60Hz, test data is corrected to standard conditions of 29.92 Hg, 68° F.)



Orifice (Inches)	Amps	Watts (In)	RPM	Vac (In.H ₂ O)	Flow (CFM)	Air Watts
2.000	9.8	1134	18267	3.3	97.4	38
1.750	9.8	1146	18233	5.7	97.9	66
1.500	9.9	1155	18167	10.5	97.3	120
1.250	9.9	1157	18117	18.9	90.7	201
1.125	9.9	1153	18183	24.9	84.3	246
1.000	9.7	1127	18417	32.5	76.0	290
0.875	9.4	1092	18758	39.8	64.5	301
0.750	8.9	1041	19367	48.4	52.2	297
0.625	8.4	976	20117	56.3	39.1	259
0.500	7.7	903	21083	64.4	26.8	202
0.375	7.0	828	22250	73.1	16.0	138
0.250	6.5	762	23457	80.5	7.5	71
0.000	6.1	719	24467	92.5	0.0	0



Orifice (mm)	Amps	Watts (In)	RPM	Vac (mm H ₂ O)	Flow (L/Sec)	Air Watts
48.0	9.8	1139	18252	111	46.1	50
40.0	9.9	1152	18187	230	46.0	104
30.0	9.9	1155	18153	564	41.1	226
23.0	9.5	1101	18673	965	31.8	298
19.0	8.9	1040	19382	1233	24.5	296
16.0	8.4	979	20087	1422	18.7	261
13.0	7.8	910	20986	1615	13.2	208
10.0	7.1	839	22075	1824	8.3	148
6.5	6.5	765	23397	2035	3.7	74
0.0	6.1	719	24467	2350	0.0	0

Note: Metric performance data is calculated from the ASTM data above.

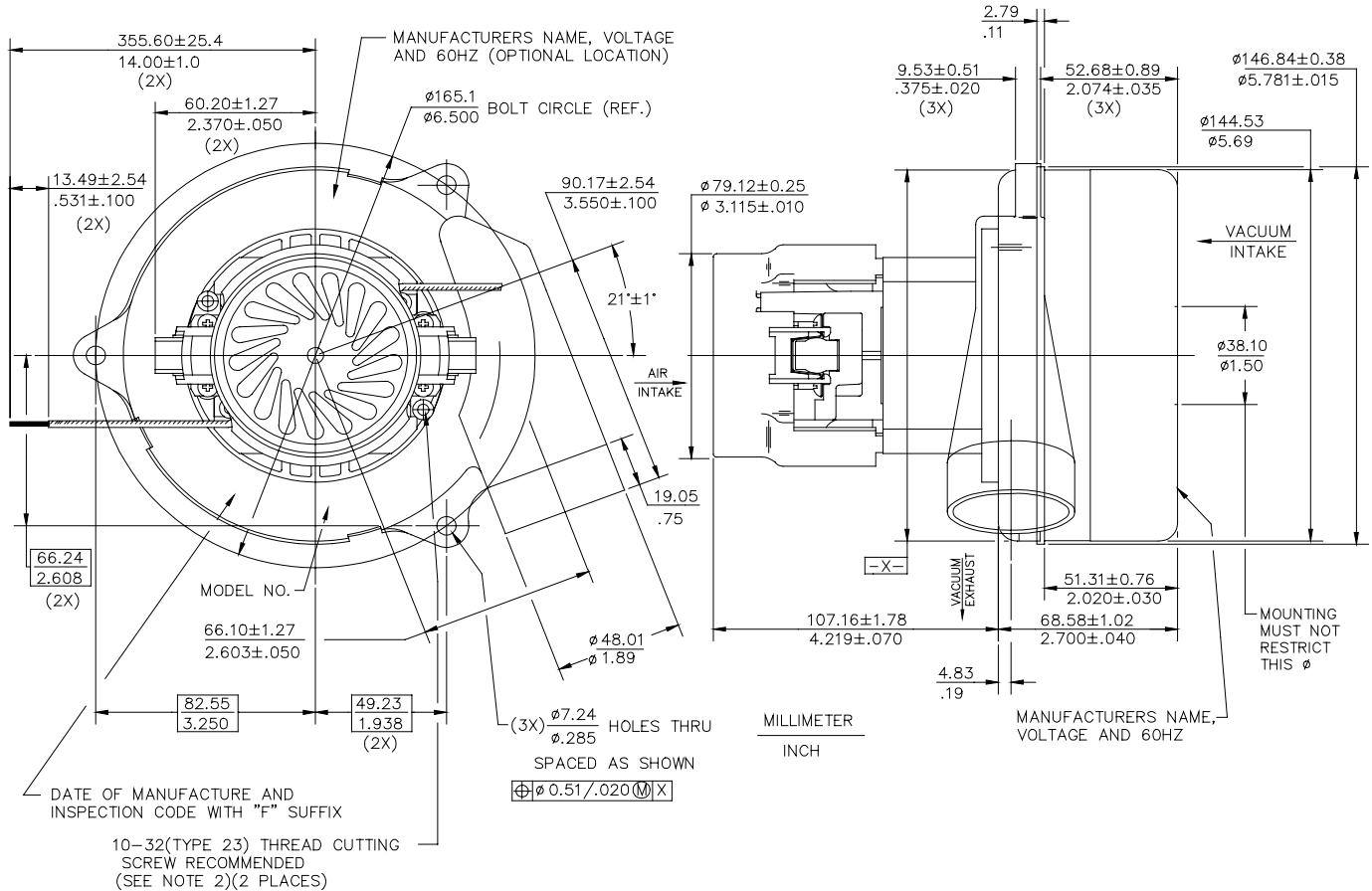
* Data represents performance of a typical motor sampled from a large production quantity. Individual motor data may vary due to normal manufacturing variations.

Test Specs:	120 volts	Minimum Sealed Vacuum:	90.0"	ORIFICE:	7/8 "	Minimum Vacuum:	38.0"	Maximum Watts:	1250
-------------	-----------	------------------------	-------	----------	-------	-----------------	-------	----------------	------

DIMENSIONS

NOTES:

1. LEADS: 18GA STRANDED, LEADS CAN BE ANY COLOR EXCEPT GREEN OR GREEN WITH YELLOW STRIPE.
2. GROUNDING OR EARTHING PROVISIONS: USE HOLES AS INDICATED FOR GROUNDING OR EARTHING. REFER TO APPROPRIATE LISTING OR REGULATORY AGENCY FOR PROPER METHOD OF GROUNDING OR EARTHING.



IMPORTANT NOTE: Pictorial and dimensional data are subject to change without notice. Contact factory for current revision levels.

WARNING - When using AMETEK Lamb Electric bypass motors in machines that come in contact with foam, liquid (including water), or other foreign substances, the machine must be designed and constructed to prevent those substances from reaching the fan system, motor housing, and electrical components. Lamb Electric vacuum motors other than hazardous duty models should not be applied in machines that come in contact with dry chemicals or other volatile materials. Failure to observe these precautions could cause flashing (depending on volatility) or electrical shock which could result in property damage and severe bodily injury, including death in extreme cases. All applications incorporating Lamb Electric motors should be submitted to appropriate organizations or agencies for testing specifically related to the safety of your equipment.



Issued: March, 1998