



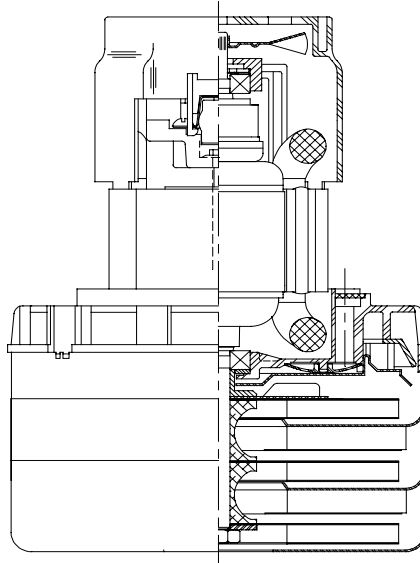
Model: 116945-13 - 7610095

DESCRIPTION

- Three stages
- 240 volts
- 5.7"/145 mm diameter
- Double ball bearings
- Single speed
- ACUSTEK® low-noise peripheral bypass discharge
- Thermoset fan end bracket
- Aluminum commutator bracket

DESIGN APPLICATION

- Equipment operating in environments requiring separation of working air from motor ventilating air
- Designed to handle clean, dry, filtered air only

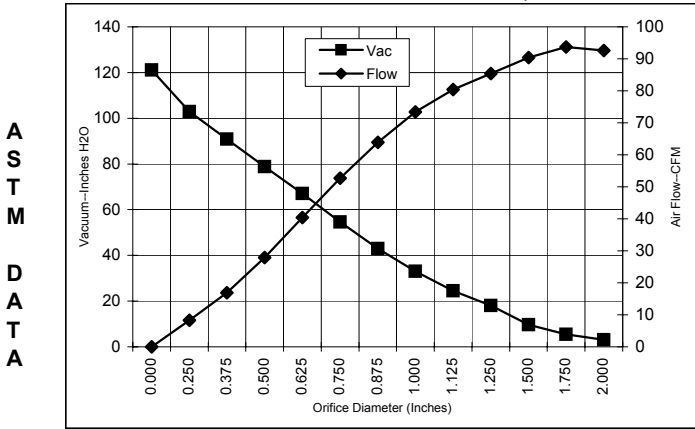


SPECIAL FEATURES

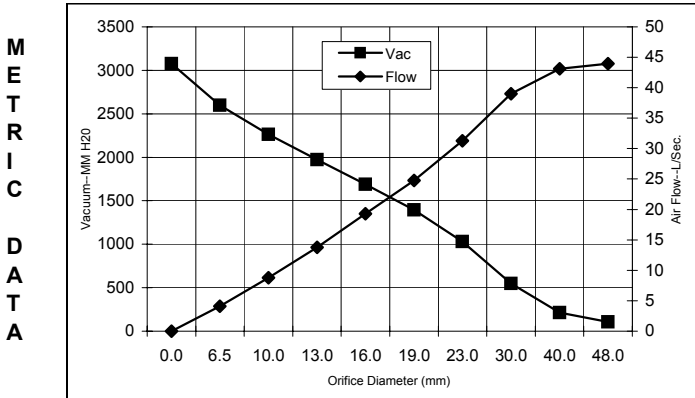
- Suitable for 240 volt AC operation, 50/60 Hz
- UL recognized, category PRGY2 (E47185)
- Skeleton-frame design
- Epoxy painted fan case
- Patented air seal bearing construction, U.S. Patent #4,088,424
- ACUSTEK® low-noise design, U.S. Patent #1,417,200
- The Lamb Electric vacuum motor line offers a wide range of performance levels to meet design needs

TYPICAL MOTOR PERFORMANCE.*

(At 240 volts, 60Hz, test data is corrected to standard conditions of 29.92 Hg, 68° F.)



Orifice (Inches)	Amps	Watts (In)	RPM	Vac (In.H2O)	Flow (CFM)	Air Watts
2.000	5.3	1189	20870	3.1	92.6	34
1.750	5.3	1191	20840	5.5	93.7	61
1.500	5.3	1200	20748	9.7	90.4	104
1.250	5.4	1207	20570	18.0	85.4	181
1.125	5.4	1216	20492	24.5	80.4	232
1.000	5.4	1218	20470	33.0	73.4	285
0.875	5.3	1203	20578	43.0	63.9	323
0.750	5.2	1169	20950	54.6	52.7	338
0.625	4.9	1108	21610	67.0	40.4	318
0.500	4.5	1028	22600	78.8	27.9	258
0.375	4.1	934	23900	90.9	16.9	181
0.250	3.7	847	25336	102.9	8.3	100
0.000	3.3	761	25956	121.1	0.0	0



Orifice (mm)	Amps	Watts (In)	RPM	Vac (mm H2O)	Flow (L/Sec)	Air Watts
48.0	5.3	1190	20857	106	43.9	46
40.0	5.3	1197	20776	214	43.1	91
30.0	5.4	1212	20527	548	39.0	209
23.0	5.4	1207	20551	1029	31.3	314
19.0	5.2	1168	20963	1393	24.8	338
16.0	4.9	1110	21584	1689	19.3	319
13.0	4.6	1036	22501	1972	13.8	264
10.0	4.1	948	23705	2263	8.8	193
6.5	3.7	851	25264	2598	4.1	104
0.0	3.3	761	25956	3076	0.0	0

Note: Metric performance data is calculated from the ASTM data above.

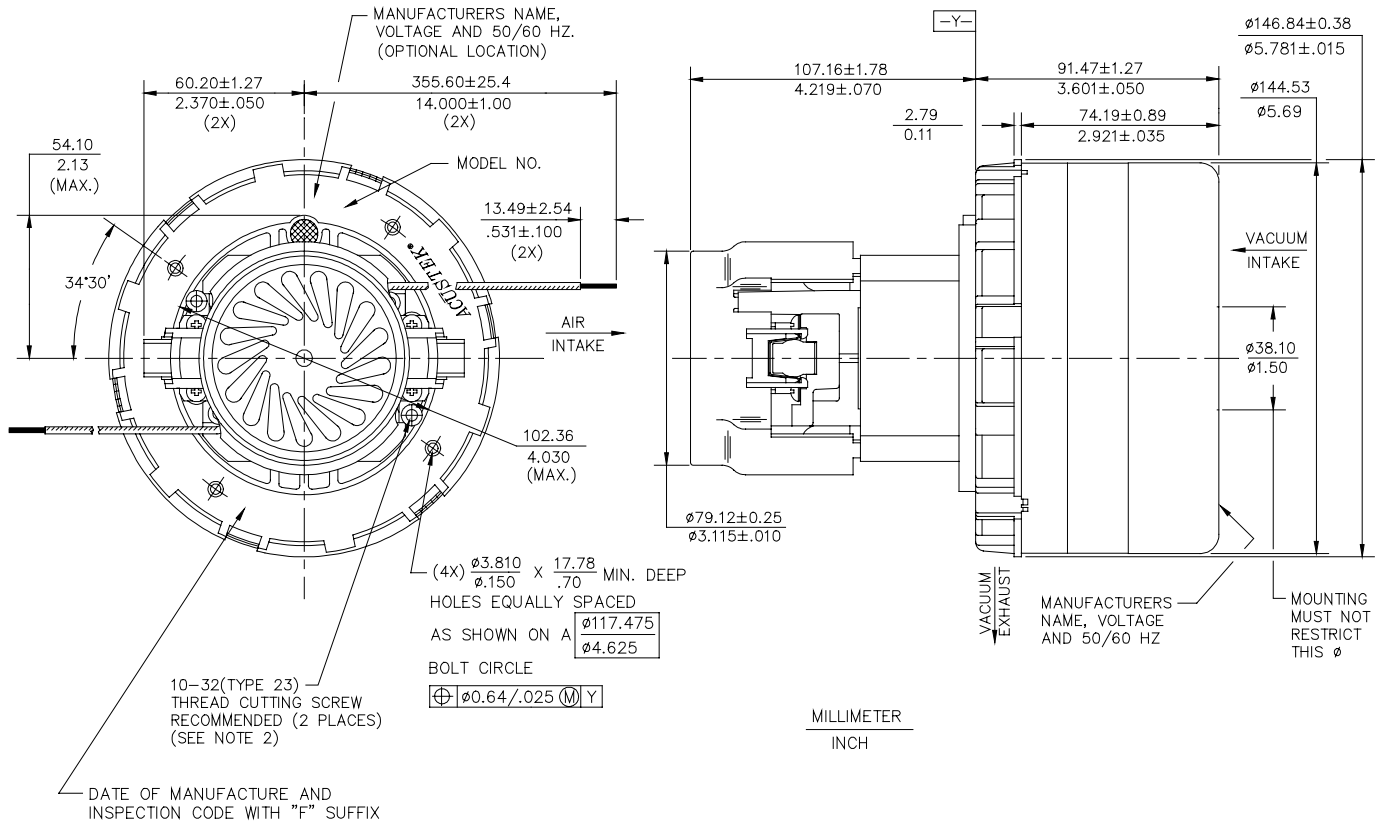
* Data represents performance of a typical motor sampled from a large production quantity. Individual motor data may vary due to normal manufacturing variations.

Test Specs:	240 volts	Minimum Sealed Vacuum:	112.0"	ORIFICE:	13 mm	Minimum Vacuum:	70.0"	Maximum Watts:	1200
-------------	-----------	------------------------	--------	----------	-------	-----------------	-------	----------------	------

DIMENSIONS

NOTES:

- LEADS: 18GA STRANDED, LEADS CAN BE ANY COLOR EXCEPT GREEN OR GREEN WITH YELLOW STRIPE.
- GROUNDING OR EARTHING PROVISIONS: USE HOLES AS INDICATED FOR GROUNDING OR EARTHING. REFER TO APPROPRIATE LISTING OR REGULATORY AGENCY FOR PROPER METHOD OF GROUNDING OR EARTHING.



IMPORTANT NOTE: Pictorial and dimensional data are subject to change without notice. Contact factory for current revision levels.

WARNING - When using AMETEK Lamb Electric bypass motors in machines that come in contact with foam, liquid (including water), or other foreign substances, the machine must be designed and constructed to prevent those substances from reaching the fan system, motor housing, and electrical components. Lamb Electric vacuum motors other than hazardous duty models should not be applied in machines that come in contact with dry chemicals or other volatile materials. Failure to observe these precautions could cause flashing (depending on volatility) or electrical shock which could result in property damage and severe bodily injury, including death in extreme cases. All applications incorporating Lamb Electric motors should be submitted to appropriate organizations or agencies for testing specifically related to the safety of your equipment.



Issued: March, 1998