




CONTINUOUS RUN VENT UNLOADERS

Mark II Load Genie®

The LGM 20 - Mark II is a self-contained unloading valve, which can be used wherever a continuous run compressor is required. The compressor may need to run continuously because the air demanded is close to the maximum output of the compressor, or because the compressor is driven by a gasoline or diesel engine.

Since the Mark II is a "vent" unloader, no built-in head unloaders are required on the compressor. The Mark II contains all components required: the pilot valve, the vent valve, and a check valve. Simply install the Mark II in the discharge line between the compressor and receiver.

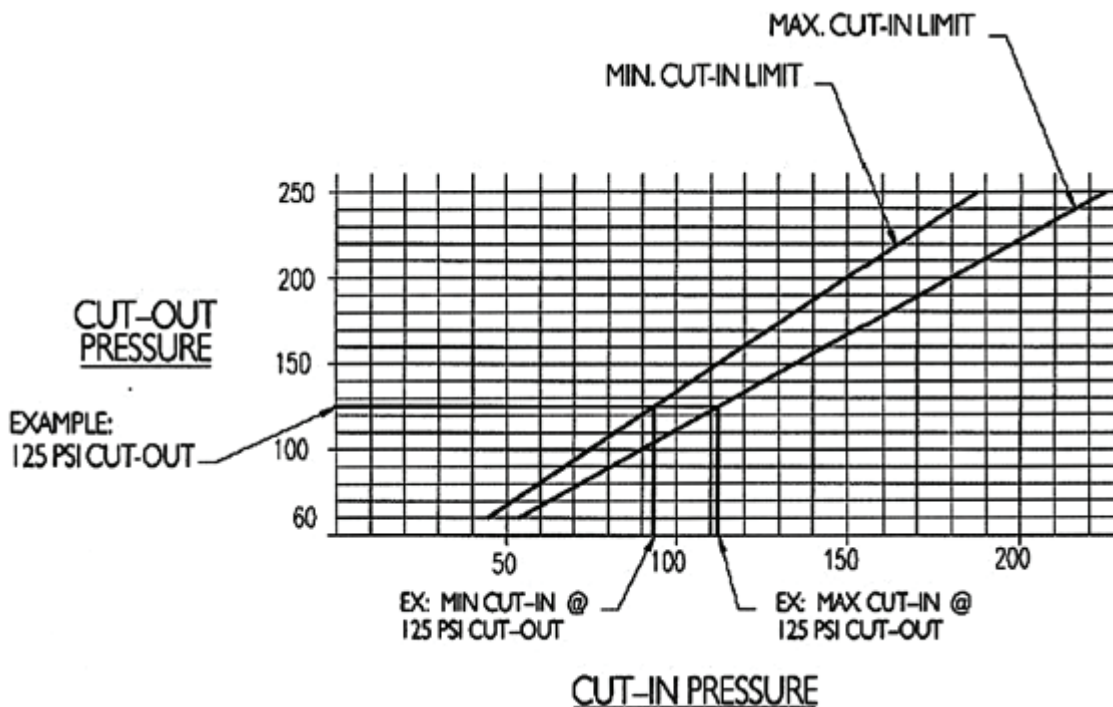
Valve cut-in and cut-out pressures are factory set per customer specifications. Minimum cut-out pressure is 60 PSI (415 kPa) and maximum cut-out pressure is 250 PSI (1725 kPa). The valve is also field adjustable.



Details of construction include a forged brass body, brass and zinc-plated steel internal components, stainless steel springs, and glass filled fluropolymer poppets. Valve is available in two sizes, LGM20 for applications up to 20 SCFM, and LGM125 for applications up to 125 SCFM.

Options include a 1/8" NPT tapped port for throttle control of a gas engine, a lockout clip for "dual control" applications, a special 1/8" NPT tapped port for pressure switch unloader valve, a vent port muffler, and a toggle unloading lever for one-hand warm up control.

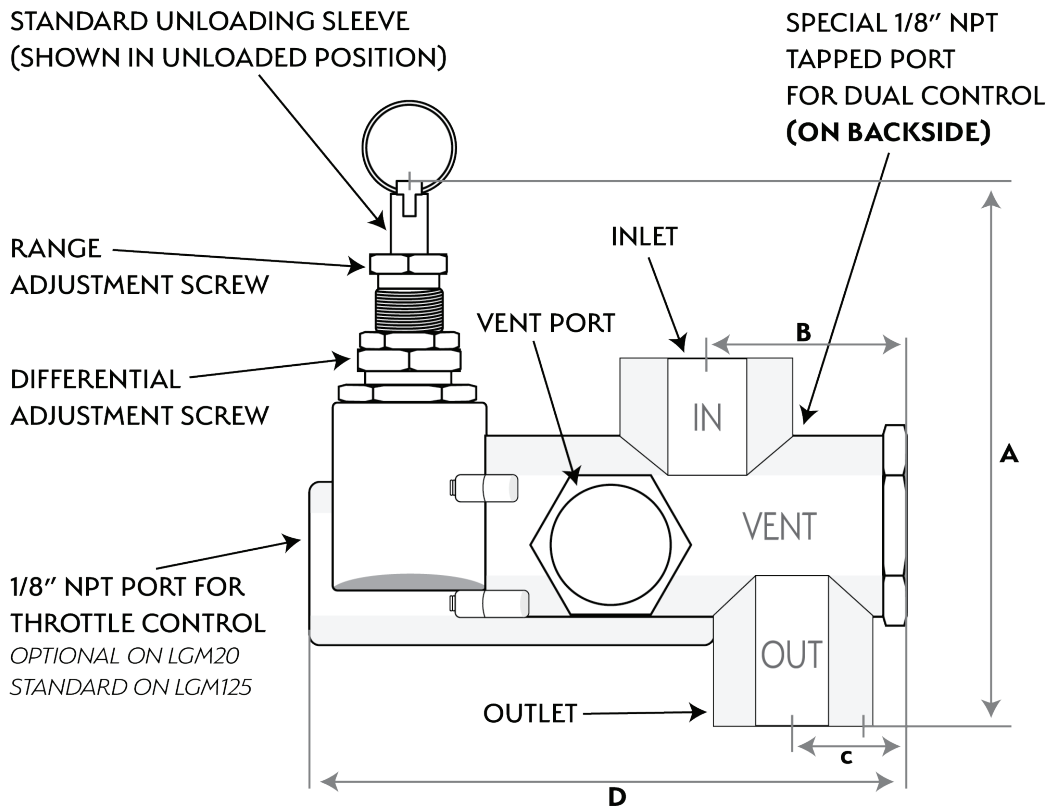
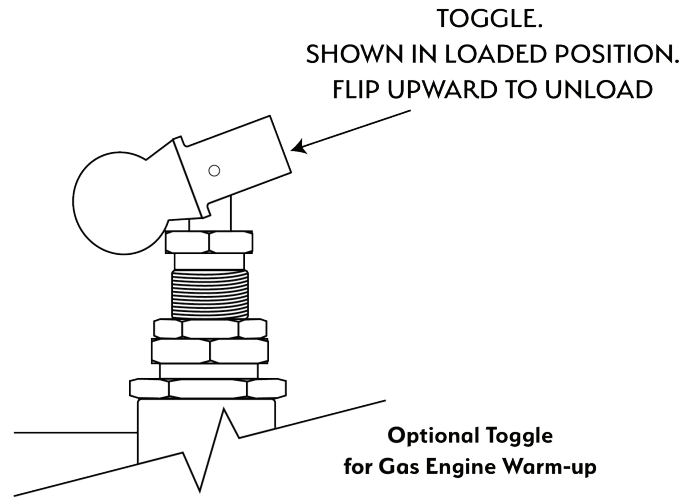
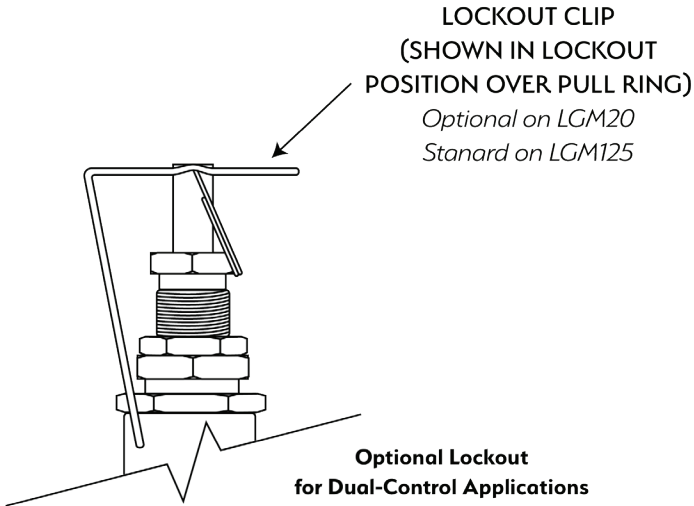
Model	Inlet Female	Outlet Female	Vent Outlet	Max Flow Rate	Cut-In (psi)	Cut-Out (psi)	Weight (kgs)	Part Number
LGM20	1/2" NPT	1/2" NPT	3/8" NPT	20 SCFM	109	138	0.8	4002300
LGM125	1-1/4" NPT	1-1/4" NPT	1" NPT	125 SCFM	95	115	2.8	4003000
KTM200	LGM20 Repair Kit							4002400



The data provided above is for information purposes only and no warranty of accuracy or reliability is given. Ross Brown Sales Pty Limited reserves the right to change or modify this data without prior notice.



Mark II Load Genie®



Model	Dimensions (mm)			
	A	B	C	D
LGM20	98.3	36.3	20.5	109.5
LGM125	116.3	77.2	40.1	192.0

*The data provided above is for information purposes only and no warranty of accuracy or reliability is given.
Ross Brown Sales Pty Limited reserves the right to change or modify this data without prior notice.*